

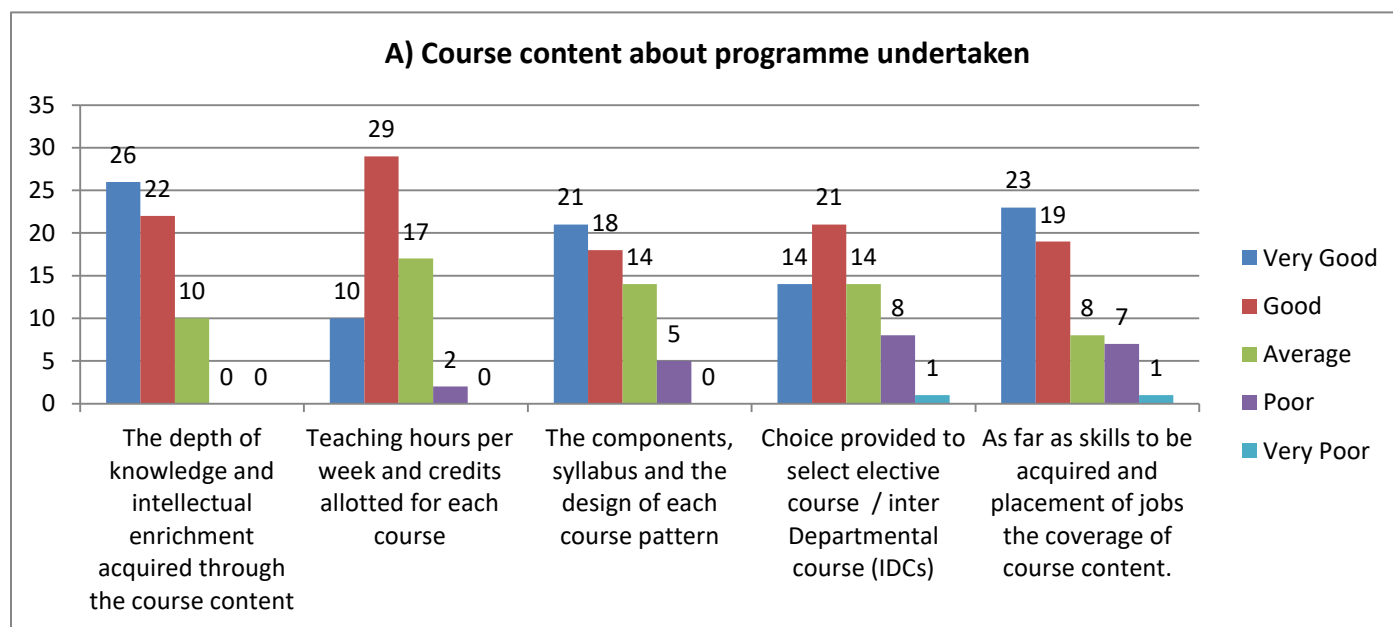
**WAVOO WAJEEHA WOMEN'S COLLEGE OF ARTS AND SCIENCE COLLEGE,  
KAYALPATNAM.**

**IQAC - ALUMNI FEEDBACK REPORT**

**(2021-2022)**

**Number of Alumnae 58**

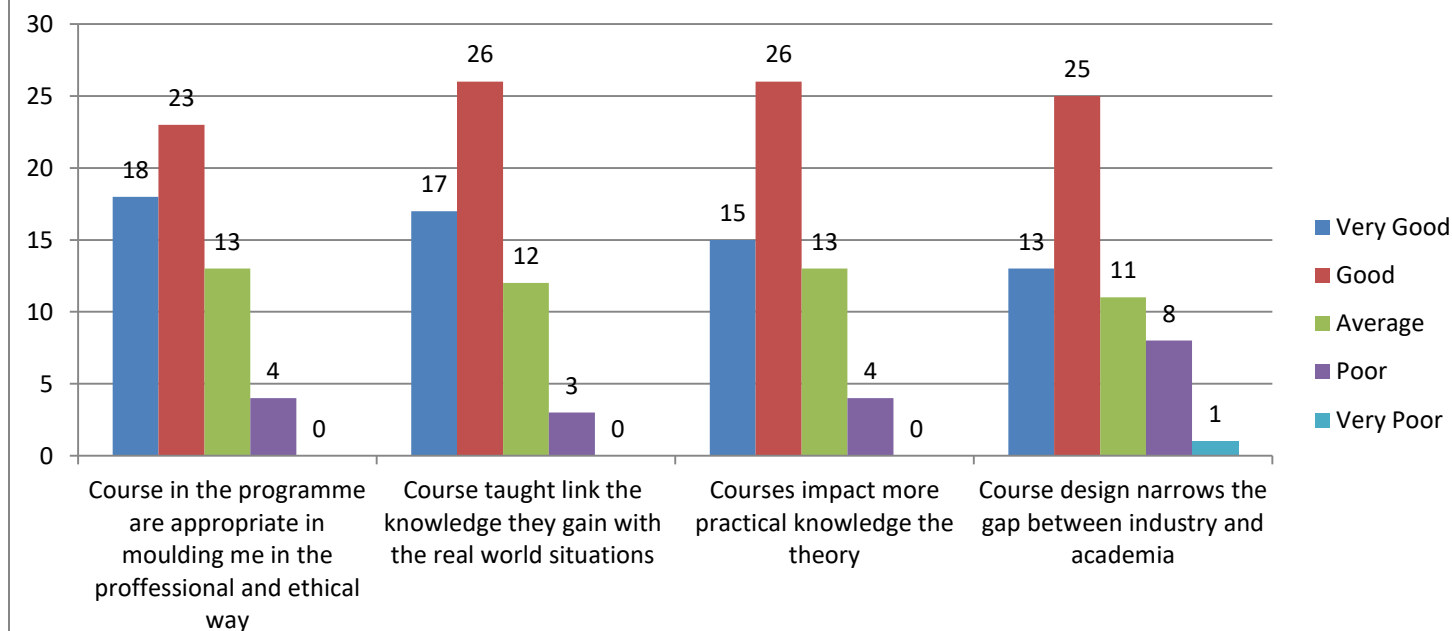
<b>A) Course Content about Programme Undertaken</b>						
<b>S. No</b>	<b>Criteria</b>	<b>Very good</b>	<b>Good</b>	<b>Average</b>	<b>Poor</b>	<b>Very poor</b>
1	The depth of knowledge and intellectual enrichment acquired through the course content	26	22	10	-	-
2	Teaching hours per week and credits allotted for each course	10	29	17	2	-
3	The components, syllabus and the design of each course pattern	21	18	14	5	-
4	Choice provided to select elective course / inter Departmental course (IDCs)	14	21	14	8	1
5	As far as skills to be acquired and placement of jobs the coverage of course content.	23	19	8	7	1



### B) Course content relevance towards industry

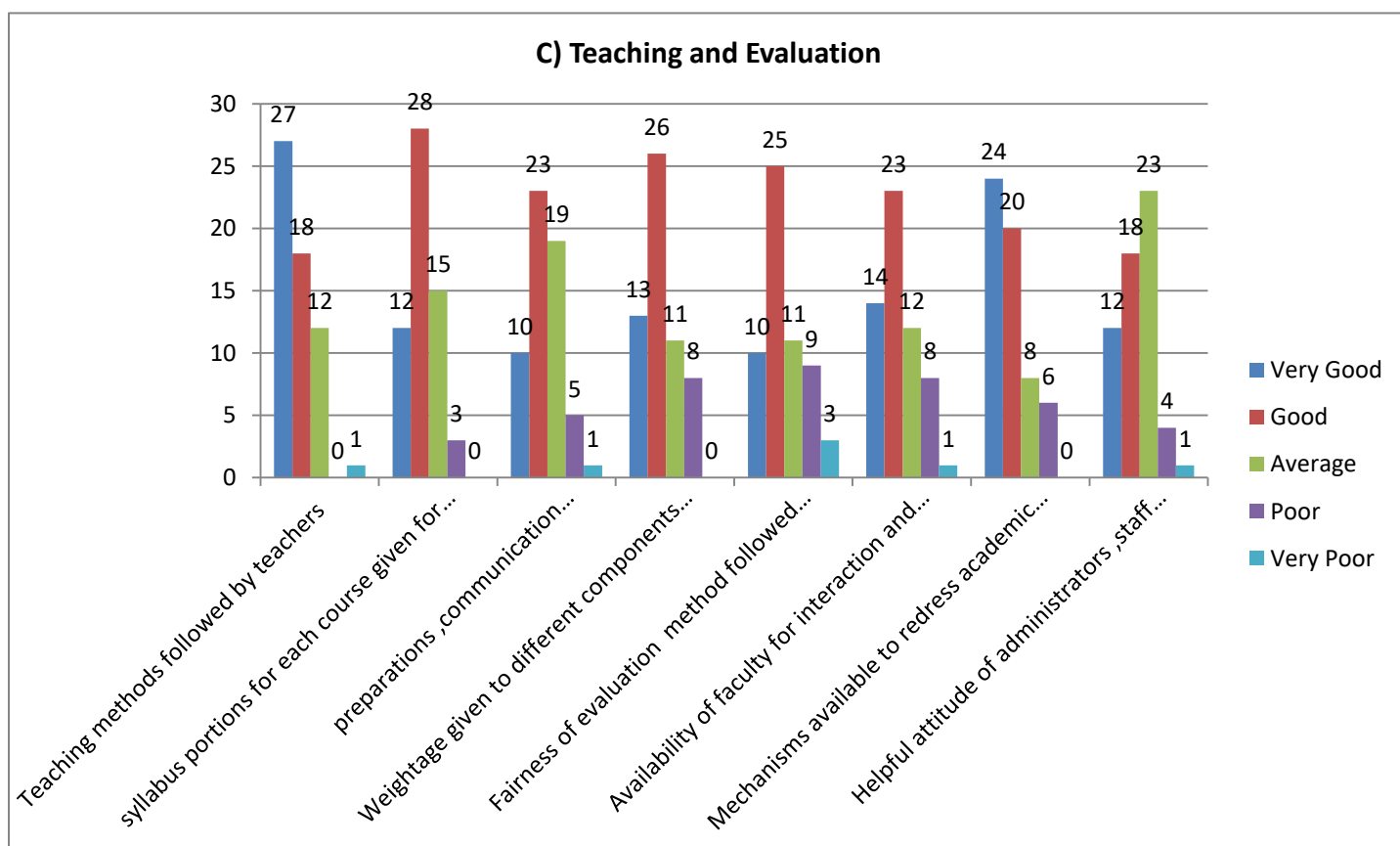
S. No	Criteria	Very good	Good	Average	Poor	Very poor
6	Course in the programme are appropriate in moulding me in the professional and ethical way	18	23	13	4	-
7	Course taught link the knowledge they gain with the real world situations	17	26	12	3	-
8	Courses impact more practical knowledge the theory	15	26	13	4	-
9	Course design narrows the gap between industry and academia	13	25	11	8	1

### B) Course content relevance towards industry

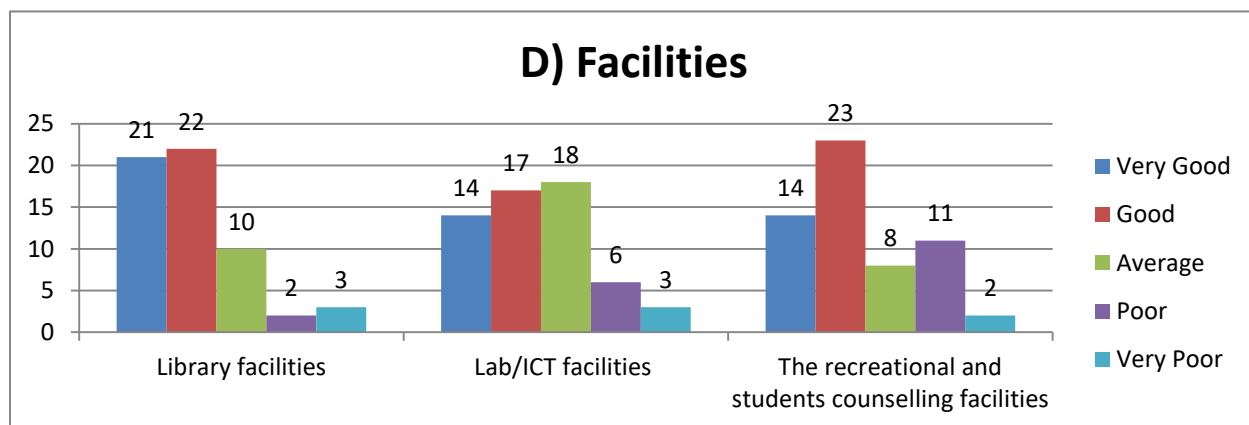


### C)Teaching and Evaluation

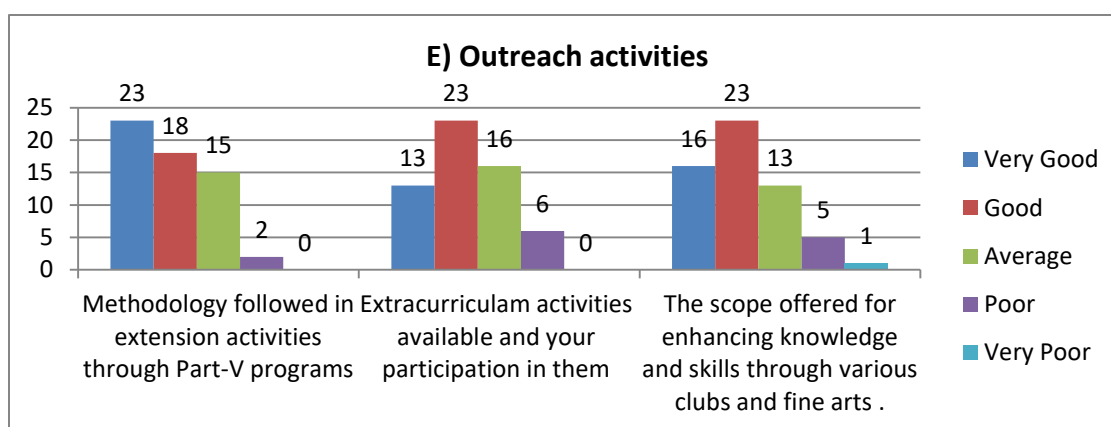
S. No	Criteria	Very good	Good	Average	Poor	Very poor
10	Teaching methods followed by teachers	27	18	12	-	1
11	syllabus portions for each course given for self-study and learning in the form of assignments,seminars ,etc.	12	28	15	3	-
12	preparations ,communication ,encouragement and helpful attitude of teachers in assisting you to learn better.	10	23	19	5	1
13	Weightage given to different components of CIA and the way in which they are implemented	13	26	11	8	-
14	Fairness of evaluation method followed for CIA and semester exam.	10	25	11	9	3
15	Availability of faculty for interaction and guidance.	14	23	12	8	1
16	Mechanisms available to redress academic grievances	24	20	8	6	-
17	Helpful attitude of administrators ,staff and non-teaching staff to provide suitable campus culture and atmosphere.	12	18	23	4	1



D)Facilities						
S. No	Criteria	Very good	Good	Average	Poor	Very poor
18	Library facilities	21	22	10	2	3
19	Lab/ICT facilities	14	17	18	6	3
20	The recreational and students counselling facilities	14	23	8	11	2



E)Outreach Activities						
S. No	Criteria	Very good	Good	Average	Poor	Very poor
21	Methodology followed in extension activities through Part-V programs	23	18	15	2	-
22	Extracurriculum activities available and your participation in them	13	23	16	6	-
23	The scope offered for enhancing knowledge and skills through various clubs and fine arts .	16	23	13	5	1



F)Overall						
S. No	Criteria	Very good	Good	Average	Poor	Very poor
24	Overall rating of the programmes and other facilities provided.	24	17	15	2	-

